

# PRO DUMBWAITER ORDER FORM

<b>Quote</b>	<b>Order</b>	Opp Ref/Project	_____	
		Proj. Close Date	_____	
Date	_____	Account #	_____	
Sales Rep	_____	Purchase Order #	_____	
Name	_____	Ship To	_____	
Street	_____	Street	_____	
City	_____	City	_____	State _____ Zip _____
Phone	_____	Contact	_____	
Fax	_____	Phone	_____	
Email	_____	Application	Residential	
		Shipping Method	Pick-Up	Common Carrier
			Raleigh Pick Up	Lift-Gate

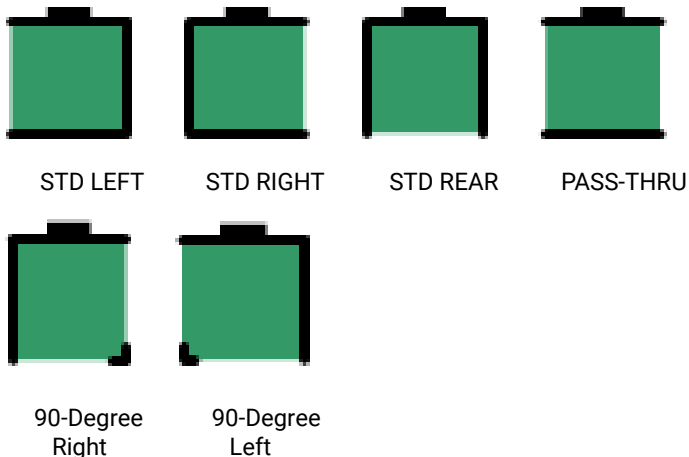
**Base package includes:** Car size up to 20" x 20" x 30" nominal car size, stainless steel 304 #4, chain drive machine, universal mount for top or bottom of rails, aluminum car sling with broken cable safeties, roller guides, aluminum guide rails, 300lb capacity, 24 fpm travel speed, Call/send hall stations with car here and in use lights, electro-mechanical door interlocks, up to 12.5' travel included.

### Number of Stops      Power Supply

2 Stops	120v AC
3 Stops	24v DC (Battery)
4 Stops	

Call Station and interlock included per additional stop.

### Car Configuration



### Car Dimensions\*

Standard - 20" x 20" x 30"  
 XL - 30" x 30" x 30"

### Custom Size Car -> Max 30" x 30" x 36"

Width \_\_\_\_\_ (Min. 16" - Max. 30")  
 Depth \_\_\_\_\_ (Min. 16" - Max. 30")

\*All car dimensions refer to "inside clear" dimensions.

**Optional Equipment**

- AC In-Car Lights
- Gate Switch on Car Gate

**Hoistway Layout - Provide architectural plans if available**

**Travel Measurement**

1st Floor to 2nd Floor \_\_\_\_\_

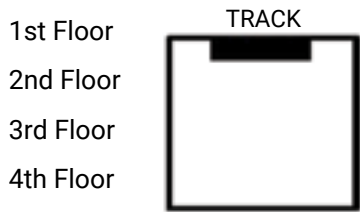
2nd Floor to 3rd Floor \_\_\_\_\_

3rd Floor to 4th Floor \_\_\_\_\_

Top Floor to Ceiling \_\_\_\_\_

- Travel up to 12'
- 12' to 18'
- 19' to 29'
- 30' to 40'

**Hoistway Door Locations**



- 1st Floor
- 2nd Floor
- 3rd Floor
- 4th Floor

- 1st Floor
- 2nd Floor
- 3rd Floor
- 4th Floor

**Hoistway Door Swings (Doors provided by others)**



**Right Hand Swing**

- 1st Floor
- 2nd Floor
- 3rd Floor
- 4th Floor



**Left Hand Swing**

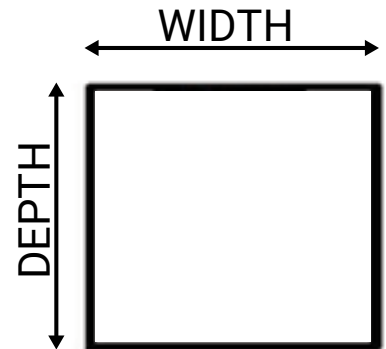
- 1st Floor
- 2nd Floor
- 3rd Floor
- 4th Floor

NOTE: Door interlocks are included in Base Package.  
Door swing is required to determine appropriate lock "hand".

**Existing Hoistway**

Width \_\_\_\_\_

Depth \_\_\_\_\_



**Notes**

**Hoistway Door Material**

Wooden Melamine (not fire rated)

**Wall Type**

Drywall  
Masonry

Overall wall thickness \_\_\_\_\_

**Quantity Size Pull**

Quantity	Size	Pull	
_____	20w x 30h	RH	LH
_____	20w x 36h	RH	LH
_____	24w x 30h	RH	LH
_____	24w x 36h	RH	LH
_____	30w x 30h	RH	LH
_____	30w x 36h	RH	LH



Right Hand Pull Example



Left Hand Pull Example

**Machine Access Door Material**

Wooden Melamine (not fire rated)

**Wall Type**

Drywall  
Masonry

Overall wall thickness \_\_\_\_\_

**Quantity Size Pull**

Quantity	Size	Pull	
_____	18w x 18h	RH	LH

**Drawings**

**DRAWING FOR APPROVAL**

An application-specific drawing is requested and production will be scheduled after return of signed approval drawing.

**Additional Information**

**VISIBLE DAMAGE:** You must note any visible damage on the freight bill. If product damage is obvious, we recommend a further immediate inspection to see what other damage may be concealed, and this also must be written on the freight bill.

**CONCEALED DAMAGE:** If no damage was immediately evident, but is found later (within 48 hours), stop what you are doing and call the freight company immediately to report concealed damage.

Pictures of the damage are great support in any freight claim and are strongly recommended. Failure to take these steps may preclude your ability to be reimbursed for any damage in transit.

I have read and understand the above:

Date: \_\_\_\_\_

Print Name: \_\_\_\_\_

Signature: \_\_\_\_\_