

1. GENERAL INFORMATION

1.1 Customer Information

Contact Name

Date (MM/DD/YY)

Phone

Email

1.2 Project

Quote Reference #

Job Name

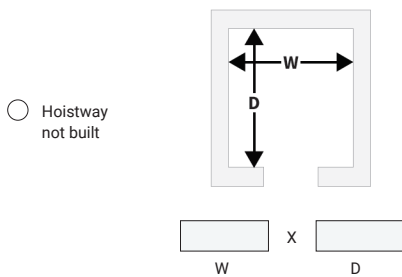
Location

Notes

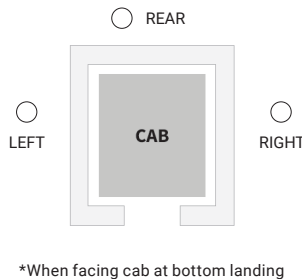
Standard Features

3 HP Winding Drum Drive System for two stops. 950lbs capacity, automatic LED cab lighting, automatic emergency cab lowering, automatic functionality, illuminated stainless steel car operating panel with digital position indicator, stainless steel call stations with digital position indicator, two electromechanical door locks, two LED pot lights, stainless steel handrail, 84" tall cab, concealed in-cabinet phone, and a sleek modern cab gate with optional operator.

2. Finished Hoistway Dimensions



3. Rail Location



4. Landings

2* 3 4

5. Hoistway Construction

Wood Concrete

6. Voltage

220V / 1Ph

7. CAB Dimension

Standard:
36 - 50" D x 36 - 42" W

x
depth width

Custom:* x
depth width
(60" max) (42" max)

*total custom dimensions cannot exceed 15 sq ft.


8. CAB Configuration

Front Opening*

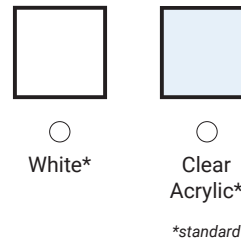
Pass Through (2 gates)

90° Opening (2 gates)

9. CAB Finishes



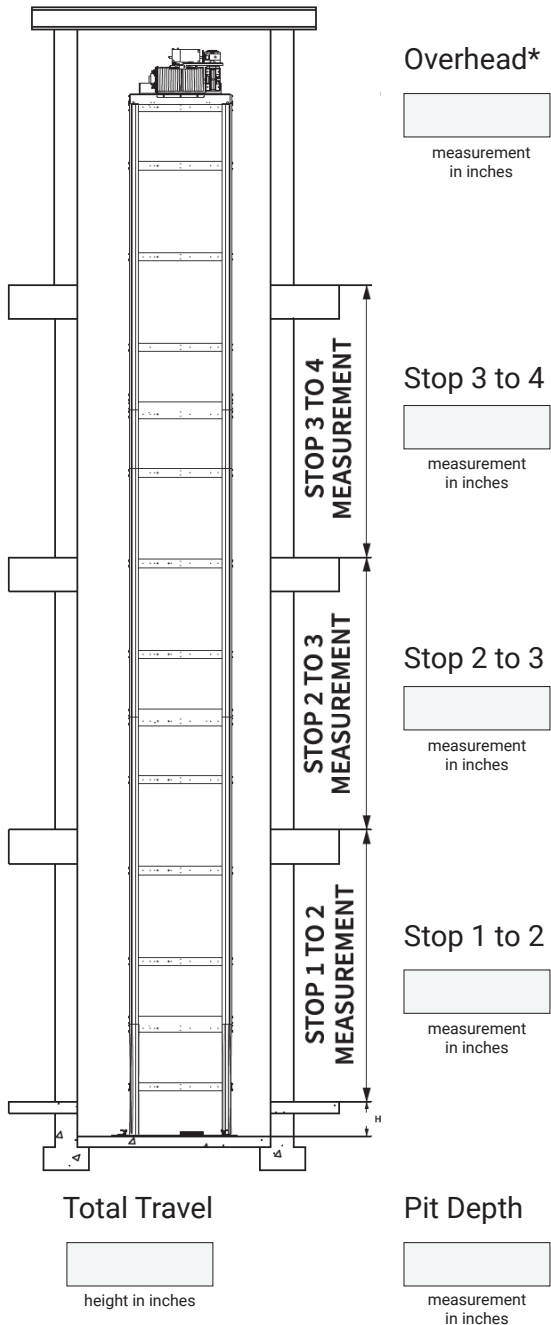
10. Gate Finishes



IMPORTANT

OVERHEAD: Minimum overhead requirement in residential builds is 106 inches.

PIT DEPTH: Minimum depth requirement in residential builds is 10 inches.



11. CAB Doors

Manual 4 Panel Gate (select finish on the previous page)

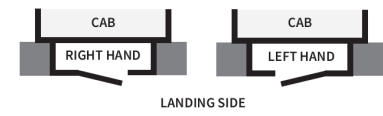
12. Landing Doors

Locks Only - Door by Others

36" Wooden Door Jambs

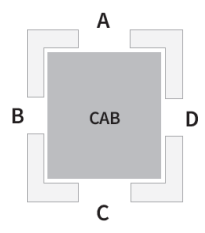
13. Landing Door Swings

STOP 4	<input type="radio"/> Right Hand	<input type="radio"/> Left Hand	<input type="radio"/> None
STOP 3	<input type="radio"/> Right Hand	<input type="radio"/> Left Hand	<input type="radio"/> None
STOP 2	<input type="radio"/> Right Hand	<input type="radio"/> Left Hand	
STOP 1	<input type="radio"/> Right Hand	<input type="radio"/> Left Hand	



14. Landing Door Location

RAIL LOCATION	<input type="radio"/> A	<input type="radio"/> B	<input type="radio"/> C	<input type="radio"/> D	
STOP 4	<input type="radio"/> A	<input type="radio"/> B	<input type="radio"/> C	<input type="radio"/> D	<input type="radio"/> None
STOP 3	<input type="radio"/> A	<input type="radio"/> B	<input type="radio"/> C	<input type="radio"/> D	<input type="radio"/> None
STOP 2	<input type="radio"/> A	<input type="radio"/> B	<input type="radio"/> C	<input type="radio"/> D	<input type="radio"/> None
STOP 1	<input type="radio"/> A	<input type="radio"/> B	<input type="radio"/> C	<input type="radio"/> D	



5110 Atlantic Ave. Raleigh, NC 27616
1-800-790-1635 | AmeriGlide.com